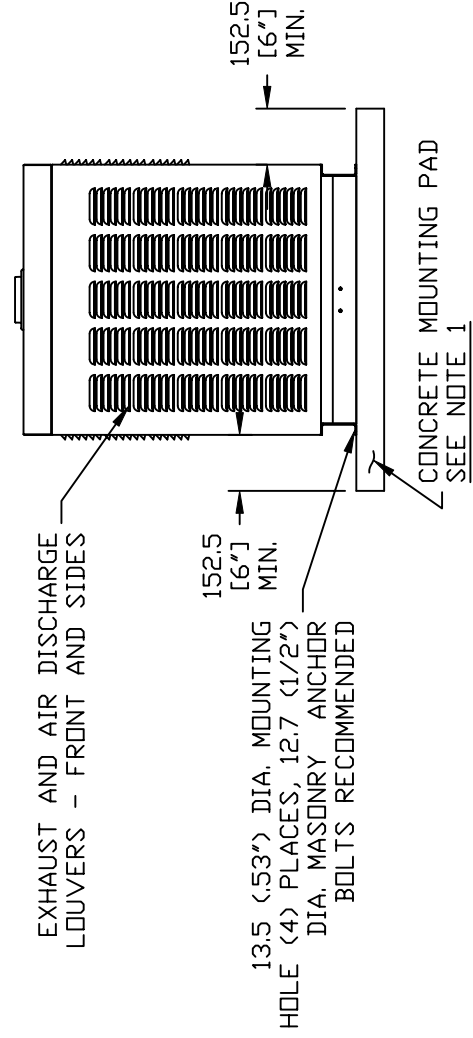


GROUP G

WEIGHT DATA	
1. 5L 20KW - 289KG [774.5lb]	
2. 5L 25KW - 389KG [1043lb]	
WOODEN SHIPPING SKIDS INCREASE OVERALL WEIGHT - T. B. D.	

NOTES:

- 1) MINIMUM RECOMMENDED CONCRETE PAD SIZE: 1041 (41.0') WIDE X 2108 (83.0') LONG. REFERENCE INSTALLATION GUIDESUPPLIED WITH UNIT FOR CONCRETE PAD GUIDELINES.
- 2) ALLOW SUFFICIENT ROOM ON ALL SIDES OF THE GENERATOR FOR MAINTENANCE AND SERVICING. THIS UNIT MUST BE INSTALLED IN ACCORDANCE WITH CURRENT APPLICABLE NFPA 37 AND NFPA 70 STANDARDS AS WELL AS ANY OTHER FEDERAL, STATE AND LOCAL CODES FOR MINIMUM DISTANCES FROM OTHER STRUCTURES.
- 3) CIRCUIT BREAKER INFORMATION:
SEE SPECIFICATION SHEET WITHIN OWNERS MANUAL
- 4) INSIDE STUB-UP AREA FOR AC LOAD LEAD CONDUIT CONNECTION, NEUTRAL CONNECTION, BATTERY CHARGER 120 VOLT AC (.5 AMP MAX.) CONNECTION, AND ACCESS TO TRANSFER SWITCH CONTROL WIRES. REMOVE FRONT COVER FOR ACCESS.
- 4A) FIELD CUT HOLE IS ONLY REQUIRED FOR MOUNTING OF GENERATOR ON AN EXISTING PAD.
- 5) REFERENCE OWNERS MANUAL FOR LIFTING WARNINGS.
- 6) REMOVE LIFT-OFF ENCLOSURE TO ACCESS EXHAUST MUFFLER.



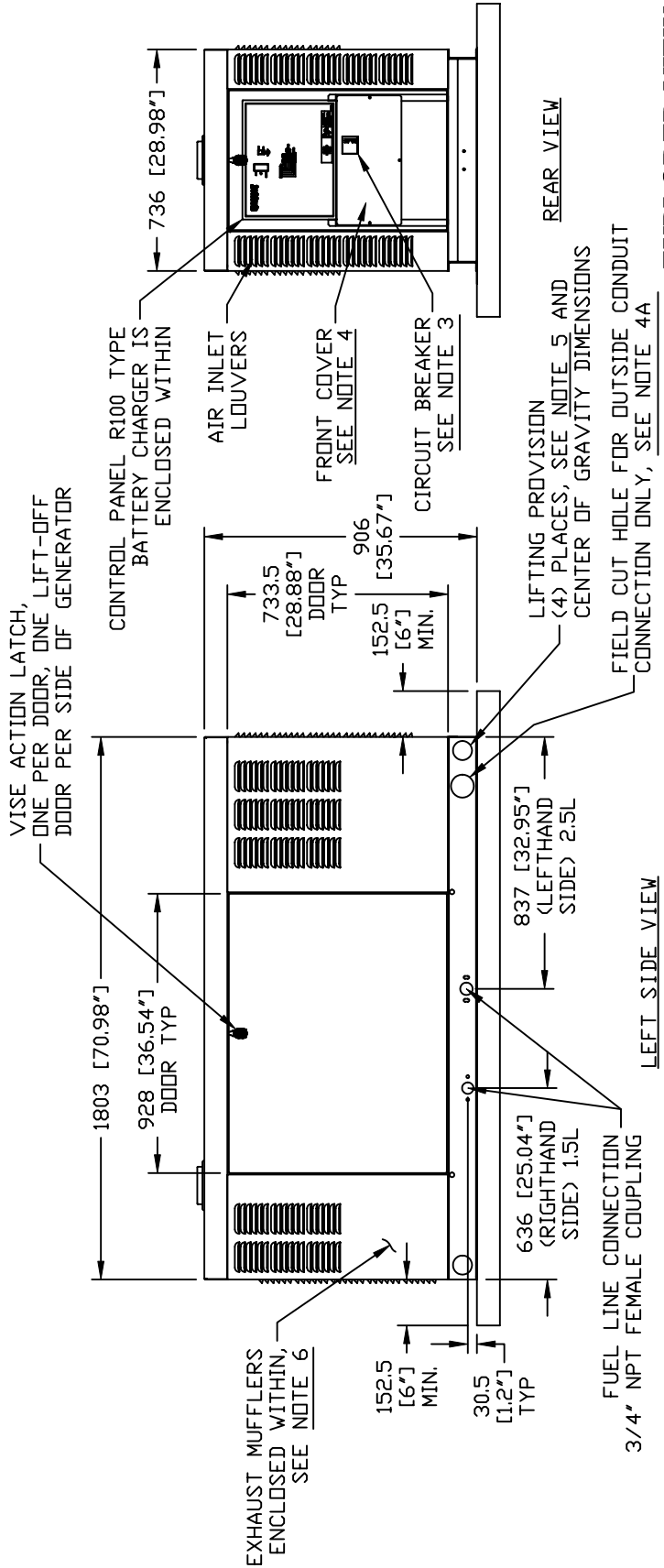
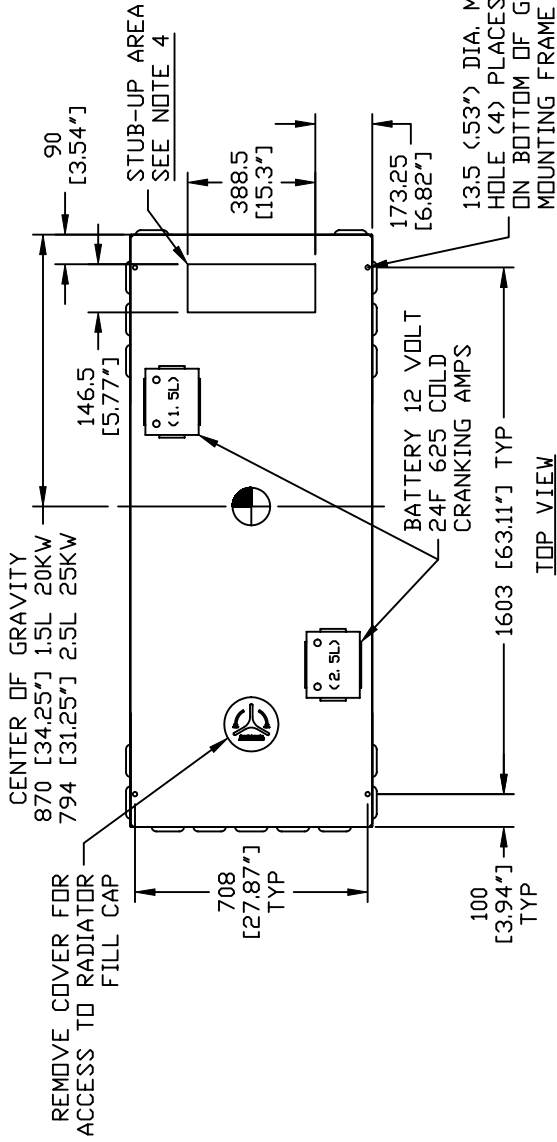
FRONT VIEW

GROUP G

SERVICE ITEM ACCESSIBILITY CHART

SERVICE ITEM	1. 5L 20KW	2. 5L 25KW
OIL FILL CAP	EITHER DOOR	EITHER DOOR
OIL DIP STICK	THRU LEFT DOOR	THRU LEFT DOOR
OIL FILTER	THRU RIGHT DOOR	THRU LEFT DOOR
OIL DRAIN HOSE	THRU RIGHT DOOR	THRU RIGHT DOOR
RADIATOR DRAIN HOSE	THRU LEFT DOOR	THRU LEFT DOOR
AIR CLEANER ELEMENT	THRU RIGHT DOOR	THRU LEFT DOOR
SPARK PLUGS	THRU LEFT DOOR	THRU LEFT DOOR
MUFFLERS	SEE NOTE 6	SEE NOTE 6
FAN BELT	EITHER DOOR	EITHER DOOR
BATTERY	THRU RIGHT DOOR	THRU LEFT DOOR

REFERENCE OWNERS MANUAL FOR PERIODIC REPLACEMENT PART LISTINGS



EXPLODED VIEW:
INSTLN DRAWING 1.5L 20KW & 2.5L 25KW
DRAWING #: 0F7555