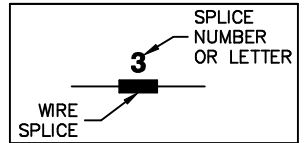



LEGEND

AFS - AIR/FUEL SOLENOID	FSP - FUEL SOLENOID PLUG
ALT - DC CHARGE ALTERNATOR	FSR - FUEL SOLENOID RECEPTACLE
AS - ALTERNATOR STATOR	GA - GOVERNOR ACTUATOR
BA - BRUSH ASSEMBLY	GND - GROUND CONNECTION
BAT - BATTERY	J_ - MAIN CONTROLLER CONNECTORS
BCH_ - BATTERY CHARGER	LFP - LOW FUEL PRESSURE SWITCH
CAR - COMMON ALARM RELAY	LOS - LOW OIL PRESSURE SWITCH
COP1 - CROSSOVER PLUG 16-PIN (BULKHEAD)	MLCB - MAIN LINE CIRCUIT BREAKER
COP2 - CROSSOVER PLUG 12-PIN (BULKHEAD)	MPU_ - MAGNETIC PICKUP
COP3 - CROSSOVER PLUG 10-PIN (BULKHEAD)	NB - NEUTRAL BLOCK
COR1 - CROSSOVER RECEPTACLE 16-PIN	OS - OXYGEN SENDER
COR2 - CROSSOVER RECEPTACLE 12-PIN	RLY - CONTROL RELAY
COR3 - CROSSOVER RECEPTACLE 10-PIN	R - RESISTOR
CYL_ - CYLINDER IGNITION COIL	SC - STARTER CONTACTOR
DB_ - DIODE BRIDGE	SM - STARTER MOTOR
EC - EMISSIONS CONNECTOR	TB_ - TERMINAL BLOCK
ES - EMERGENCY STOP	THMS - THERMISTOR (BATTERY AMBIENT TEMP.)
F_ - FUSE	WLS - COOLANT LEVEL SENSOR
FS_ - FUEL SOLENOID	WTS - COOLANT TEMPERATURE SENSOR

NOTE: ALL WIRES 18 AWG
BLACK 300V UL LISTED
UNLESS SHOWN OTHERWISE

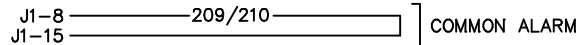


COMPONENTS LOCATED IN CUSTOMER CONNECTION BOX LOW VOLTAGE CONNECTIONS

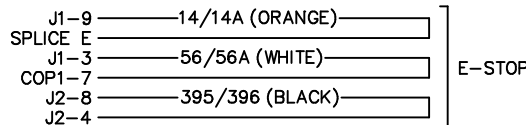
NOTE: ALL WIRES ON THIS
PAGE ARE 600V RATED

60HZ/50HZ

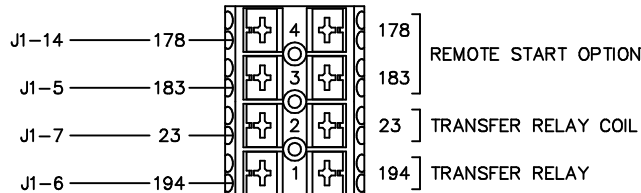
CAR



ES



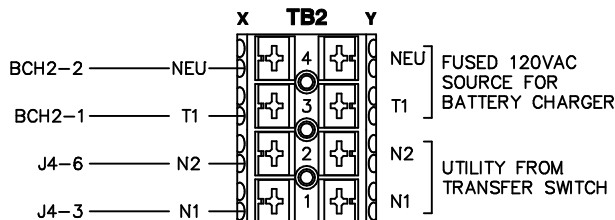
TB3



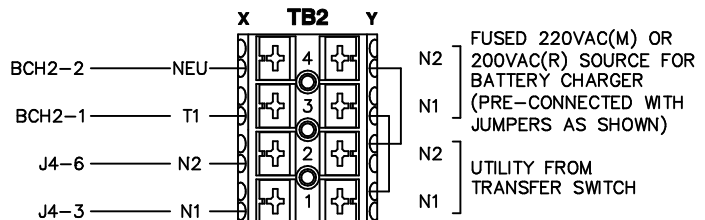
CUSTOMER CONNECTIONS

COMPONENTS LOCATED IN CUSTOMER CONNECTION BOX HIGH VOLTAGE CONNECTIONS

60HZ UNITS



50HZ (M-VOLTAGE, 110/220VAC & R-VOLTAGE, 231/400VAC)



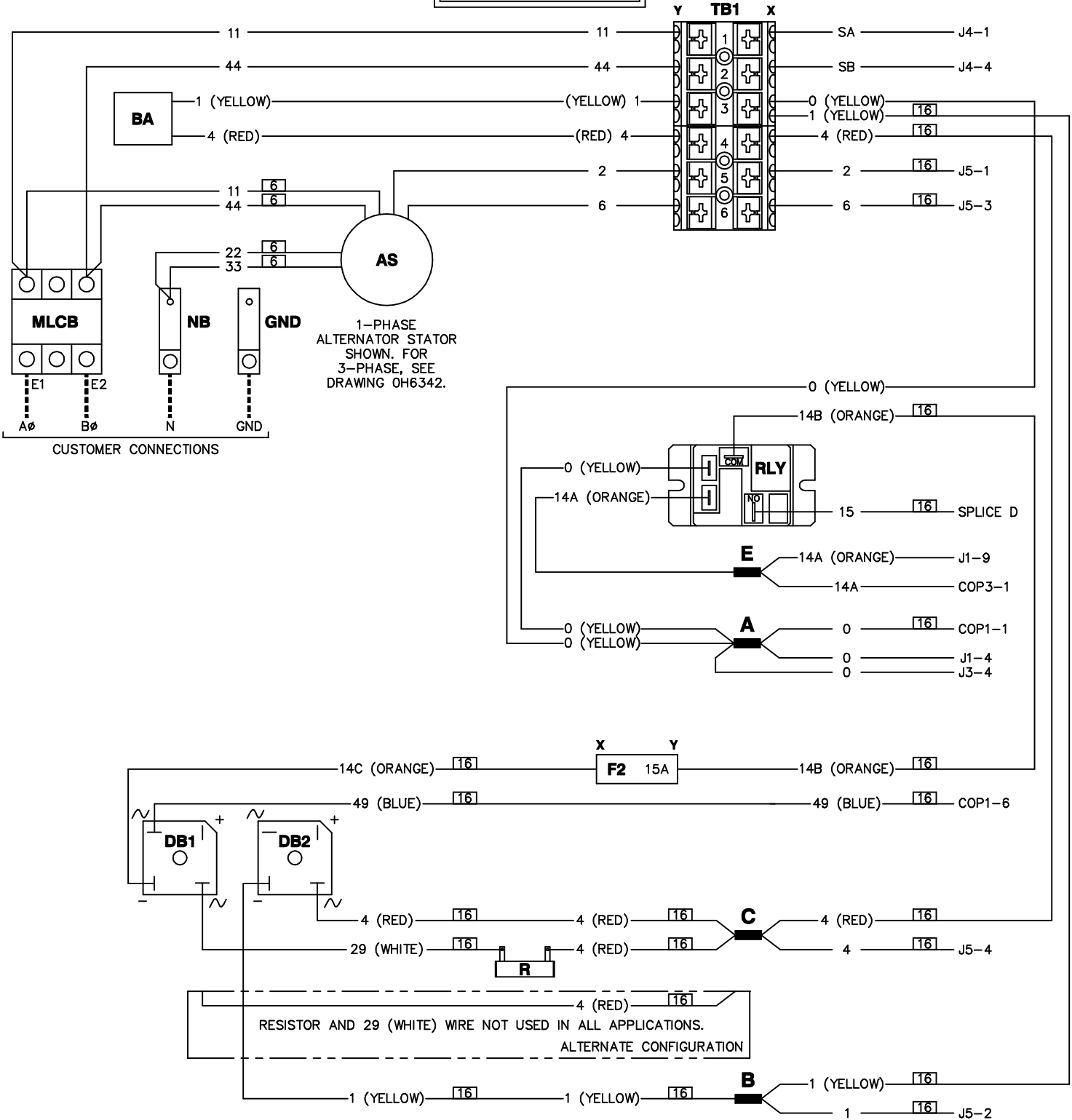
240VAC MAX

CUSTOMER CONNECTIONS

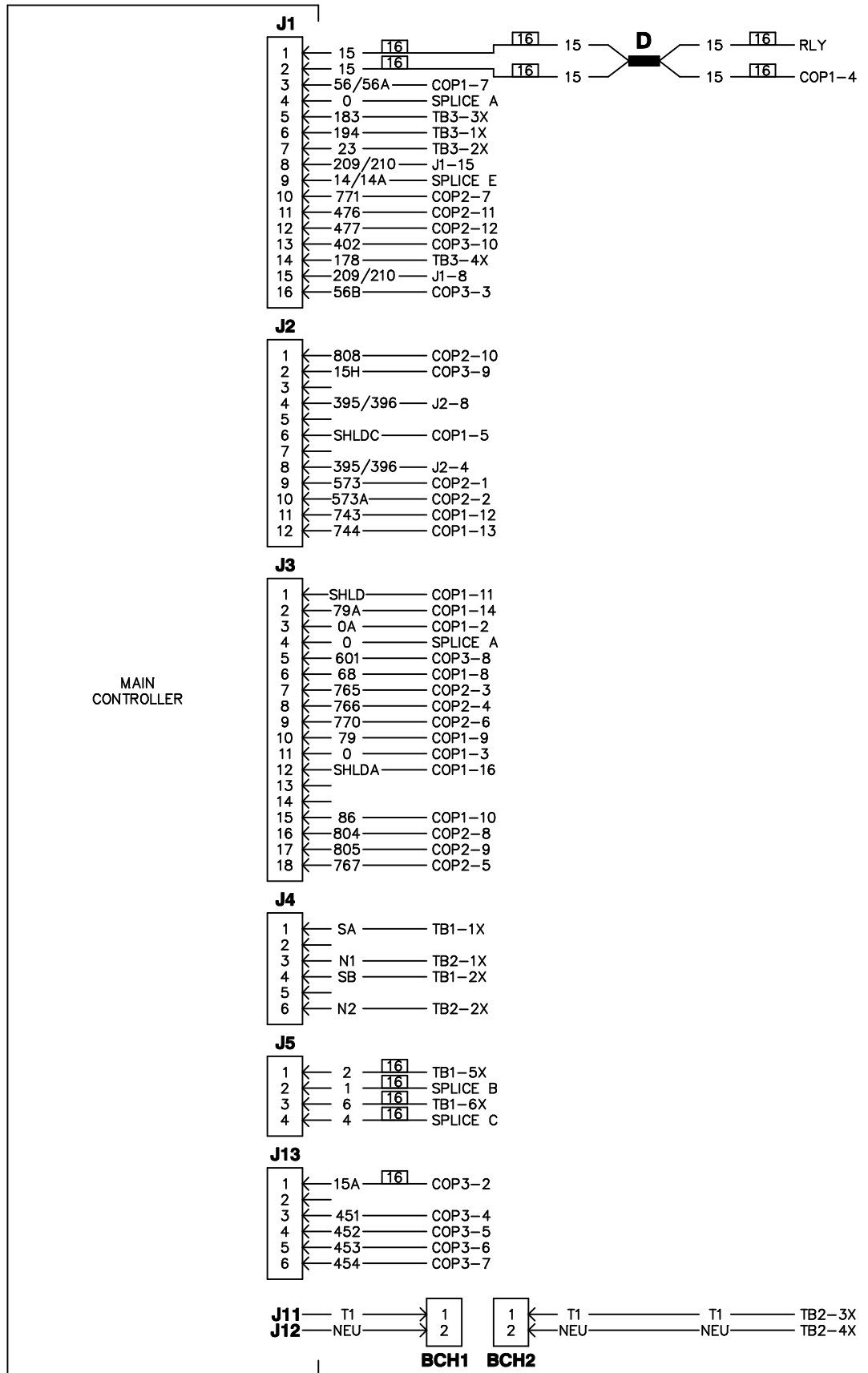
NOTE:
FOR FIELD WIRING TO CUSTOMER CONNECTIONS
(TERMINAL BLOCKS)
MAXIMUM WIRE SIZE: #12 AWG

**COMPONENTS LOCATED IN CUSTOMER CONNECTION BOX
HIGH VOLTAGE CONNECTIONS**

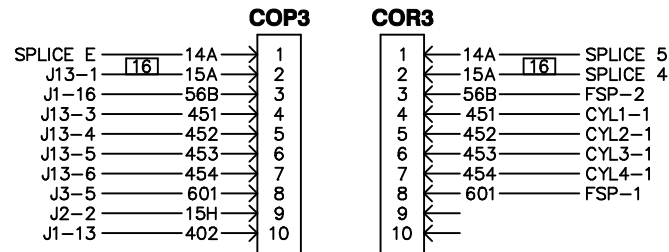
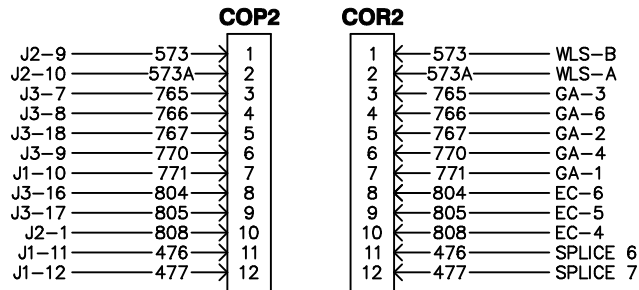
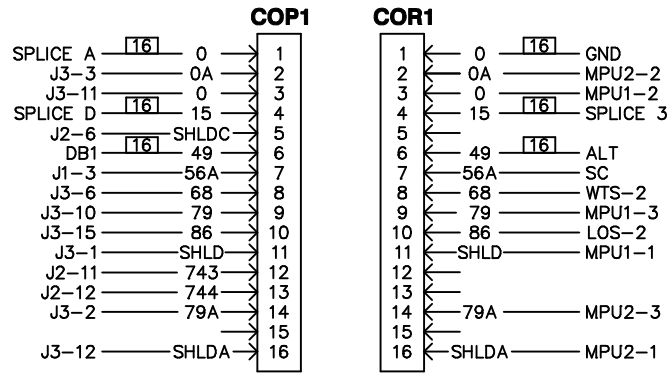
NOTE: ALL WIRES ON THIS PAGE ARE 600V RATED EXCEPT FOR THOSE AT COR1 & COR2



COMPONENTS LOCATED IN CONTROL PANEL

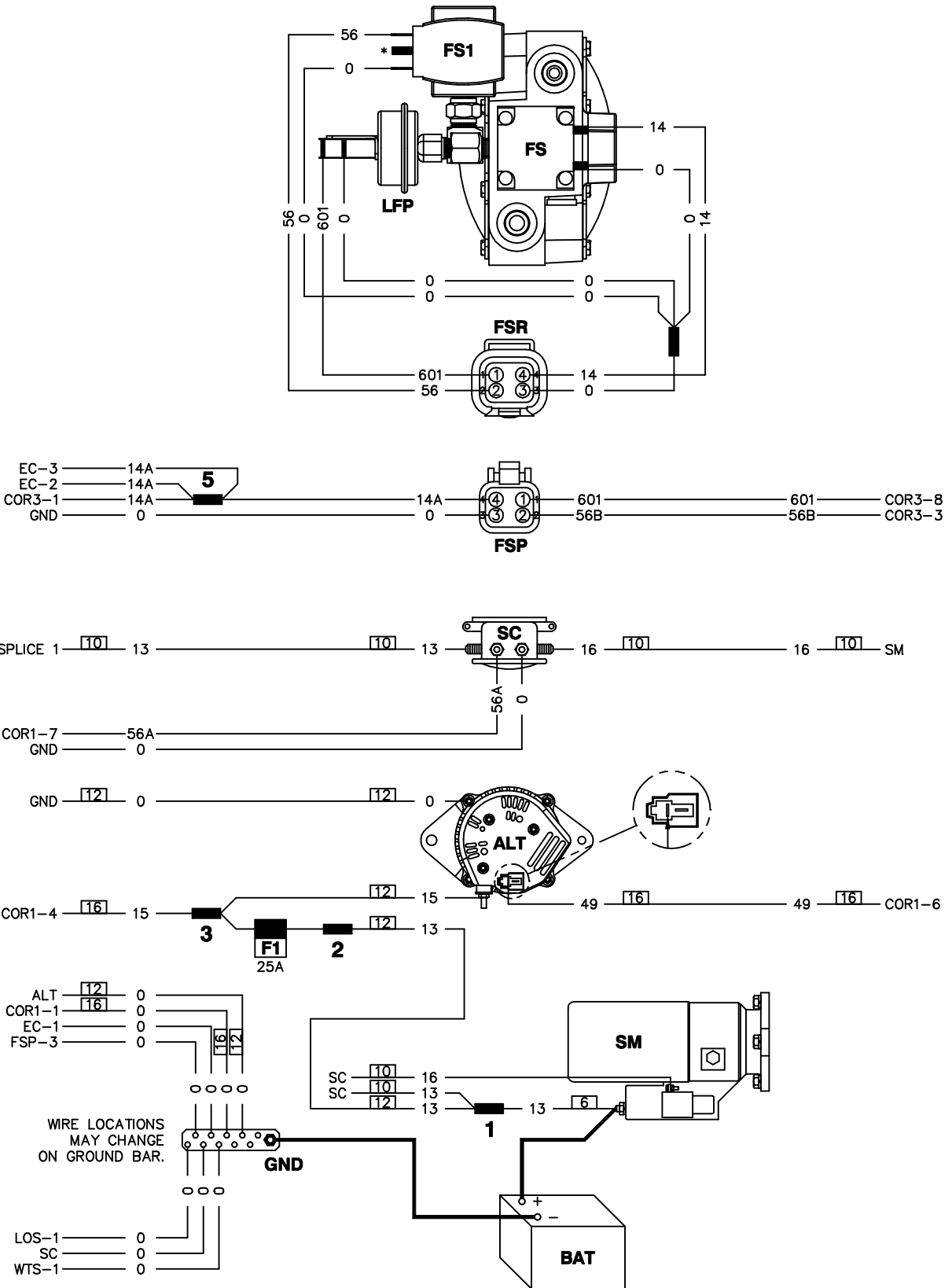


**COMPONENTS LOCATED IN CUSTOMER CONNECTION BOX & ON ENGINE
BULKHEAD CROSSOVER CONNECTIONS**



COMPONENTS LOCATED ON ENGINE

* CENTER TERMINAL NOT USED



COMPONENTS LOCATED ON ENGINE

